
	<h1 style="margin:0;">LIFEWAY LIGHT</h1>	
<b>REGION: PWANI</b>	<b>SCHOOL AVERAGE: 27.4</b>	<b>DISTRICT: MKURANGA</b>
<b>SUBJECT AND GRADE PERFORMANCE ANALYSIS</b>		







SUBJECT RANKING			
ENGLISH	37.9	76%	1
KISWAHILI	29.9	60%	2
CIVIC AND MORAL EDUCATION	29.6	59%	3
SCIENCE	25.9	52%	4
SOCIAL STUDIES	24.7	49%	5
MATHEMATICS	16.7	33%	6



SUBJECT GRADE ANALYSIS					
SUBJECT/GRADE	A	B	C	D	F
MATHEMATICS	0	1	5	3	0
KISWAHILI	1	5	8	0	0
ENGLISH	4	9	1	0	0
SCIENCE	0	1	12	1	0
SOCIAL STUDIES	0	2	9	3	0
CIVIC AND MORAL	1	5	8	0	0

OVERALL GRADE ANALYSIS			
A	0	14	0%
B	5		6%
C	9		11%
D	0		0%
F	0		0%

CHART SUBJECT ANALYSIS						
10	15	20	25	30	35	40
						
MATH	KISW	ENG	SCIE	SST	CME	

BOYS VS GIRLS PERFORMANCE		
	<b>SAT</b> 6	
<b>27%</b>	<b>SAT</b> 8	<b>TOTAL</b> 14
<b>28%</b>		

SEATED	14	100%
ABSENTEES	0	0%
PASSED	14	100%
FAILED	0	0%

NO	NAME	SEX	MATH		KISW		ENG		SCI		SST		CME		TOTAL	AVG	GRADE	POS
1	LETICIA RENARD BASEKI	F	36	B	41	A	45	A	27	C	33	B	41	A	223	37.2	B	1
2	JOHN JOHNSON KIULA	M	24	C	34	B	42	A	35	B	36	B	37	B	208	34.7	B	2
3	NUHU PILI HARUNA	M	22	C	38	B	39	B	26	C	30	C	30	C	185	30.8	B	3
4	VIOLETH ABEL JOSEPH	F	22	C	33	B	42	A	30	C	20	D	37	B	184	30.7	B	4
5	AMINA ALLY RIZIKI	F	28	C	32	B	41	A	25	C	23	C	34	B	183	30.5	B	5
6	ANGEL EZEKIEL JUMA	F	14	D	31	B	40	B	29	C	28	C	23	C	165	27.5	C	6
7	DANIEL LINEST JUMA	M	14	D	30	C	35	B	28	C	25	C	32	B	164	27.3	C	7
8	JOSEPH MBUGI MBAGA	M	9	E	21	C	37	B	29	C	24	C	33	B	153	25.5	C	8
9	AISHA JUMA MARIKI	F	11	D	27	C	37	B	25	C	23	C	26	C	149	24.8	C	9
10	YUSUPH ALLY ZIGO	F	10	E	26	C	32	B	26	C	25	C	27	C	146	24.3	C	10
11	ASHA JUMA MARIKI	F	22	C	24	C	38	B	18	D	20	D	21	C	143	23.8	C	11
12	AHMED ZUBERI MUSSA	M	10	E	29	C	34	B	21	C	23	C	21	C	138	23.0	C	12
13	MAULID SELEMAN TUNDALILA	M	9	E	25	C	29	C	22	C	21	C	28	C	134	22.3	C	13
14	SKEETER STEVELAND LEMBO	F	3	E	27	C	39	B	21	C	15	D	24	C	129	21.5	C	14